

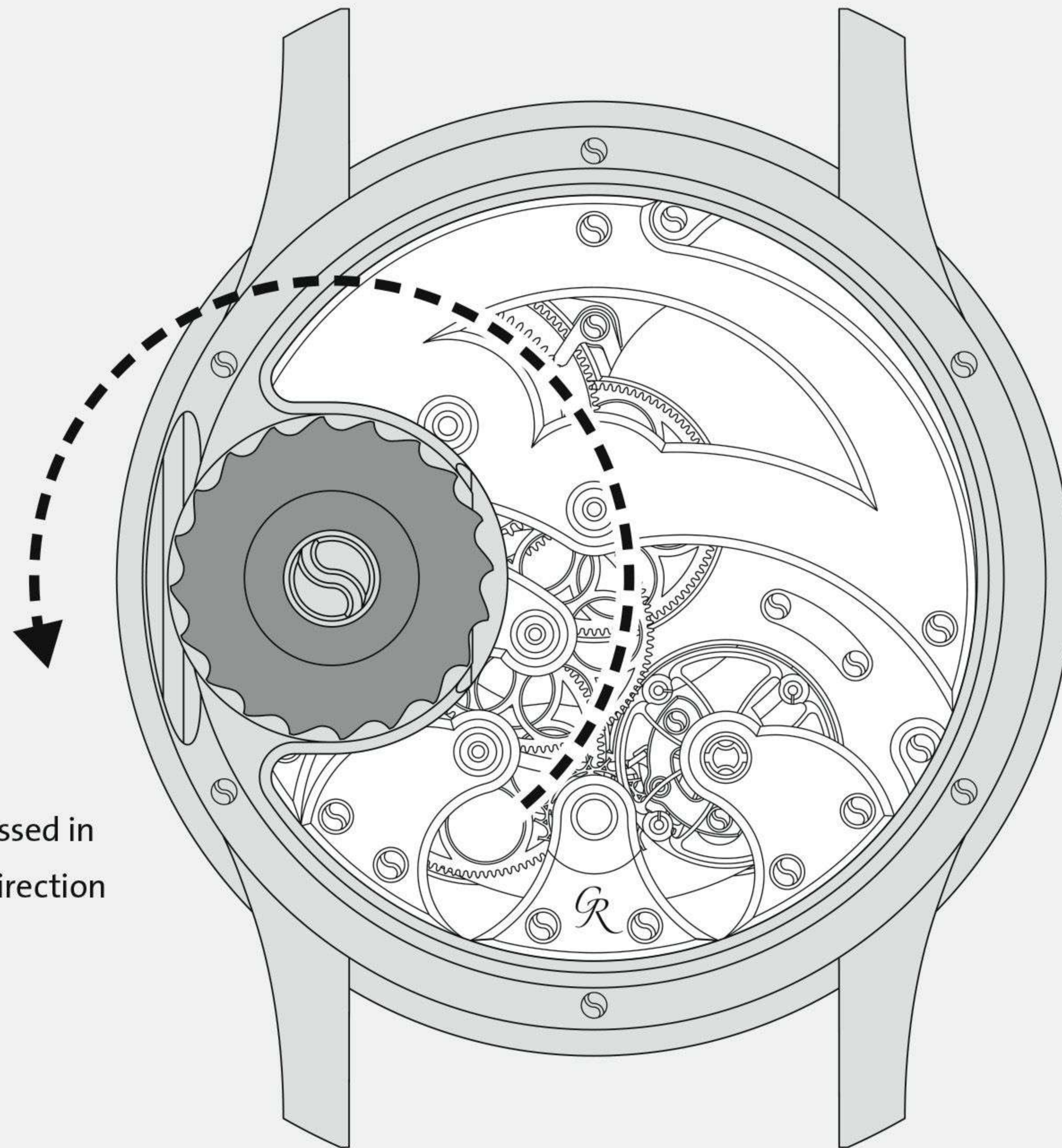


Prestige HM/HMS

Owner's Manual and Warranty

Winding	2
Time setting	4
Water resistance, maintenance and service	6

Winding



1. Ensure the crown is pressed in
2. Turn the crown in the direction of the arrow

Prestige HM/HMS is manual winding timepiece. It is wound using the crown on the caseback.

The watch can be wound while off the wrist by holding the strap and using your thumb to turn the crown.



Prestige HM/HMS can also be wound while on the wrist, by placing your thumb on the caseband and using your index finger to turn the crown.

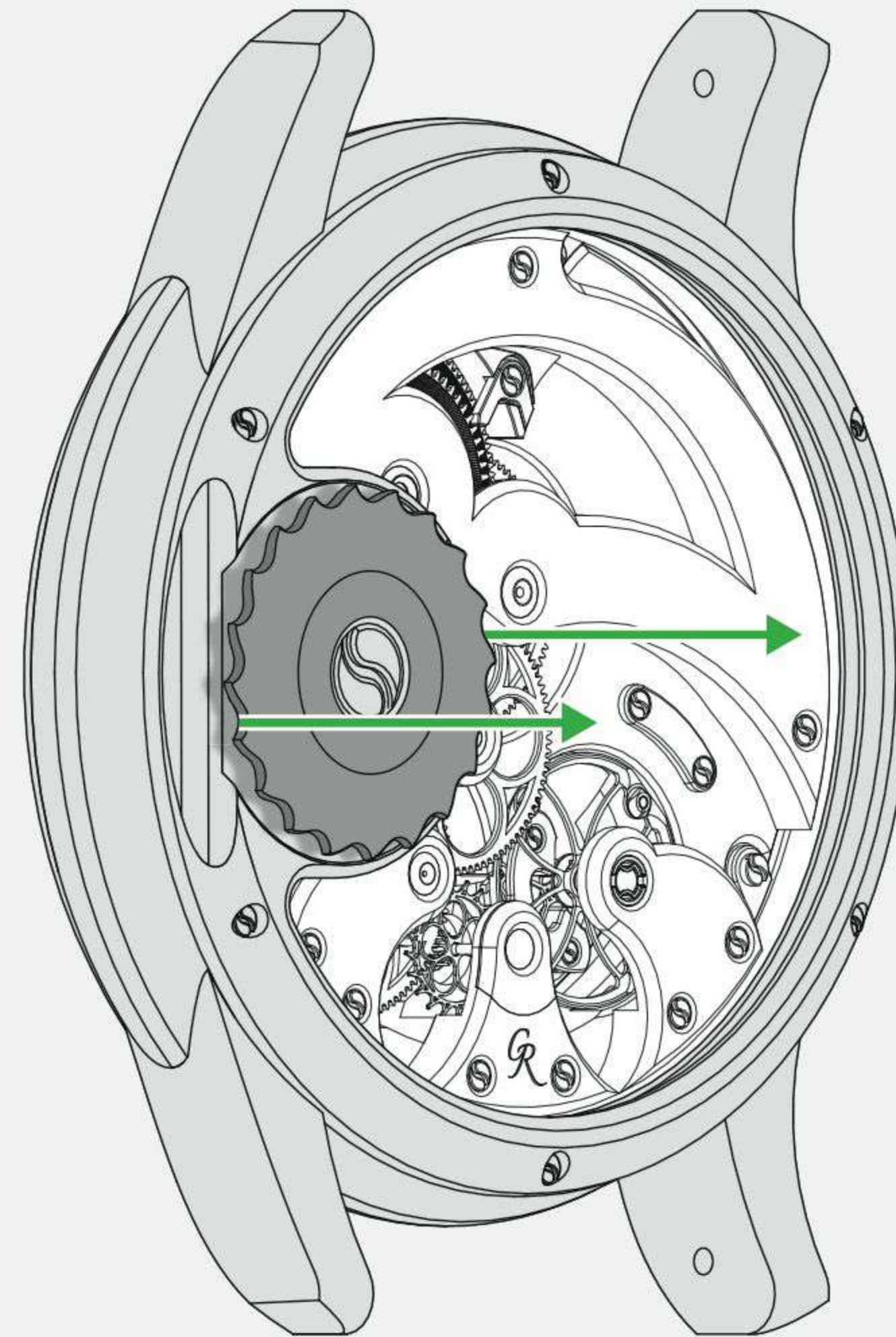
Important: To prevent overwinding, there is an in-built block that the wearer can feel when the watch is fully wound. Once this block is reached, do not try to wind any further.

Time setting

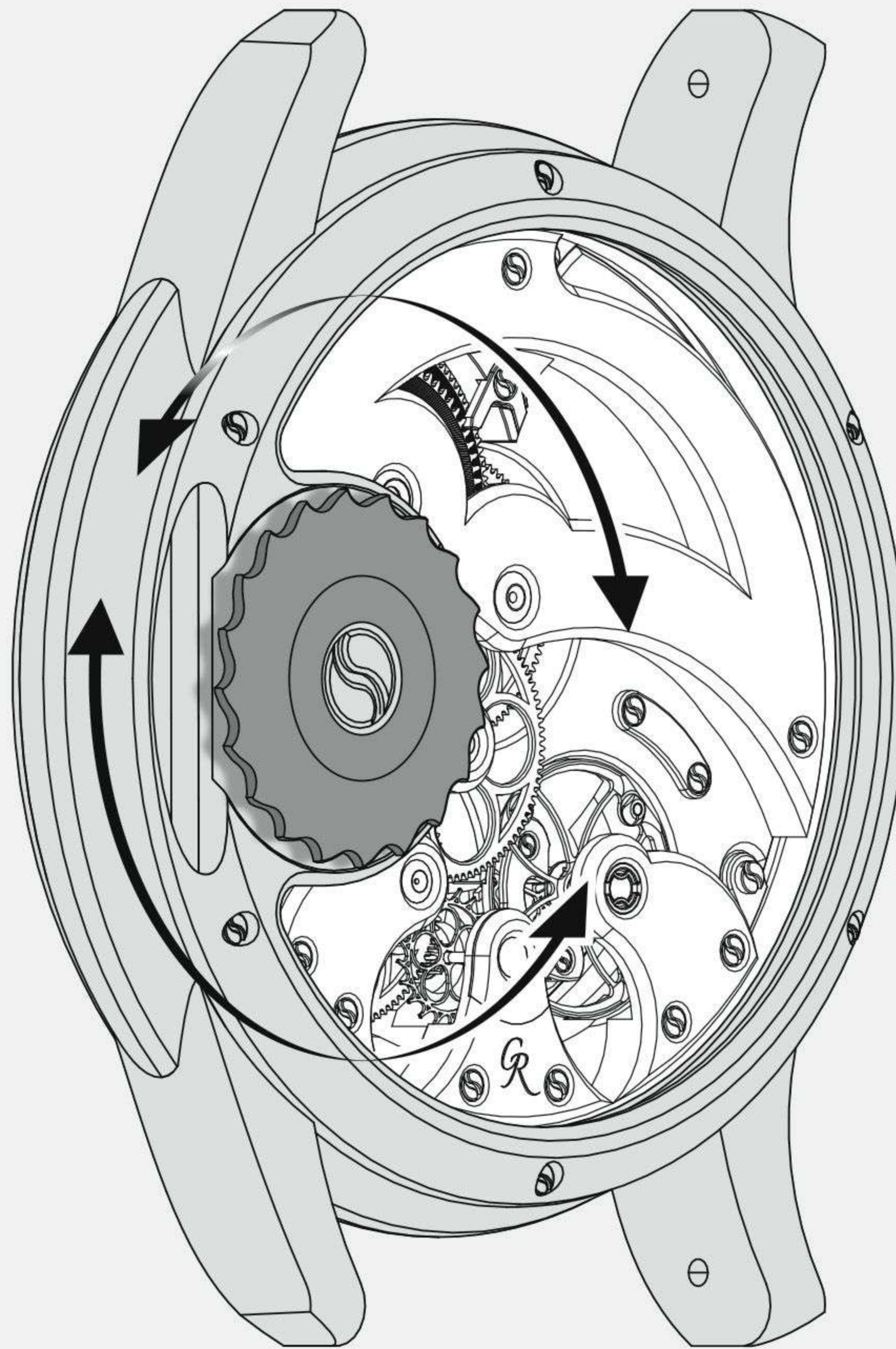


The time is set on Prestige HM/HMS using the crown on the caseback.

To set the time, gently pull out the crown using the nails of your thumb and index finger, or thumb and middle finger, on either side of the crown, as depicted above.



You should hear and feel a small click when the crown is out fully.



Turn clockwise or anticlockwise to the correct time.

When the correct time is set, push the crown back in so that it sits flush with the rest of the caseback.

Important: Do not pull the crown out if the watch is wet or in water.



Water resistance

Your Prestige HM/HMS is water resistant to a static 10 metres/30ft. However, vigorous swimming and diving should be avoided as moisture may be forced past the water-resistant seals.

Maintenance

Your timepiece has taken years to design, months to create the components for it, weeks to finish by hand and days to assemble and regulate. With care, it will last many generations.

Before delivery, it has been checked and tested to the highest standards. For a description of these tests and for a list of our tips for looking after your timepiece, please visit: romaingauthier.com/owners.

Service

We recommend sending your Prestige HM/HMS back to Manufacture Romain Gauthier for service at least once every three years. Your nearest authorised Romain Gauthier retailer can help you to do this. You can also email r.gauthier@romaingauthier.com.

A service sees your timepiece returned to the expert Romain Gauthier watchmaker who originally assembled and regulated it, ensuring continuity and quality. For full details of what a service entails, please visit romaingauthier.com/owners.

When returning your watch for service, to ensure safe shipping we suggest putting the timepiece in the plastic 'membrane' case that came with the watch, then placing this plastic case in a sizeable cardboard box with protective polystyrene filling.